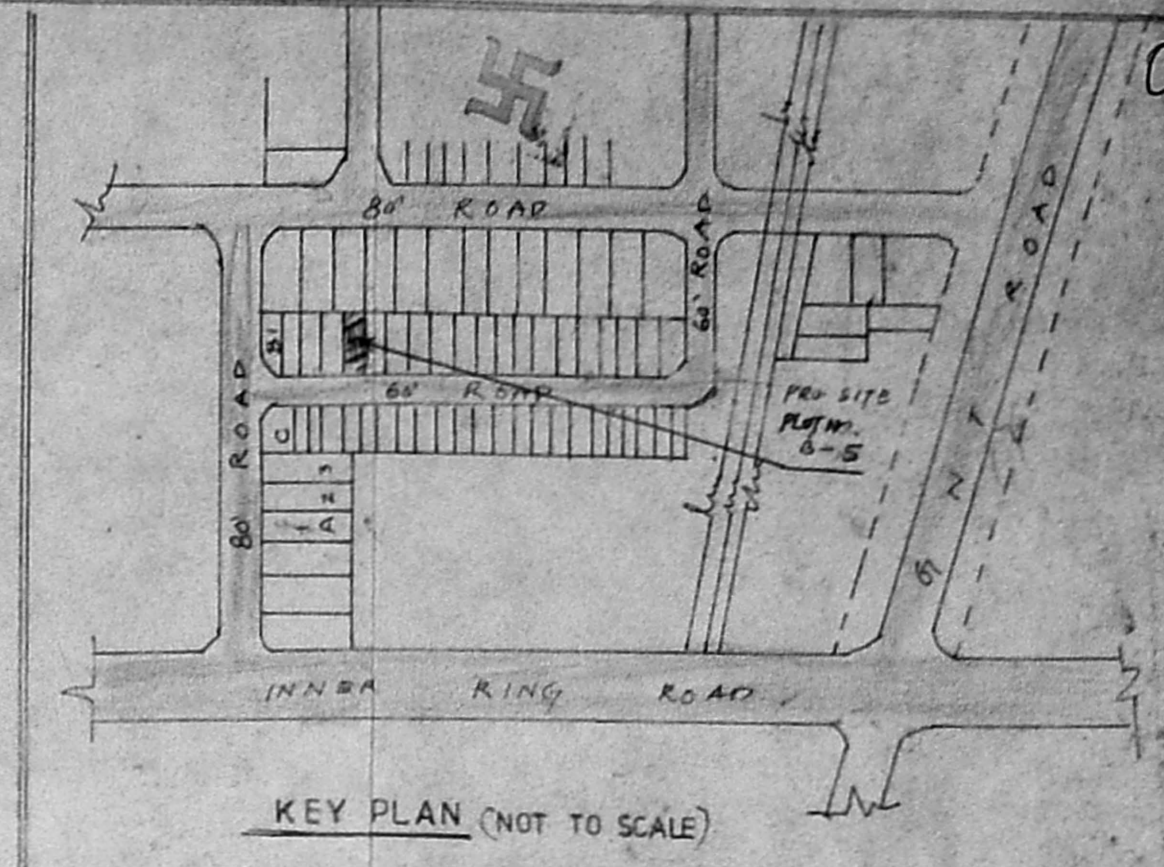
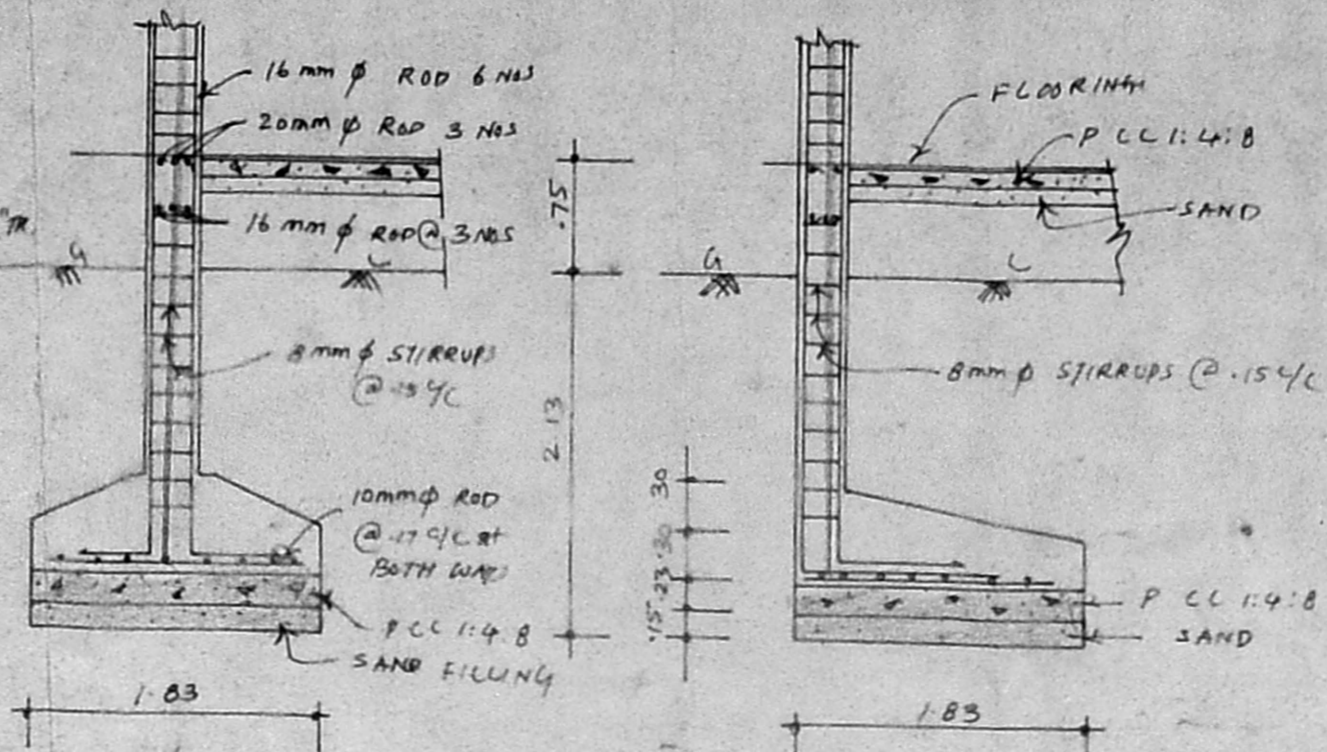
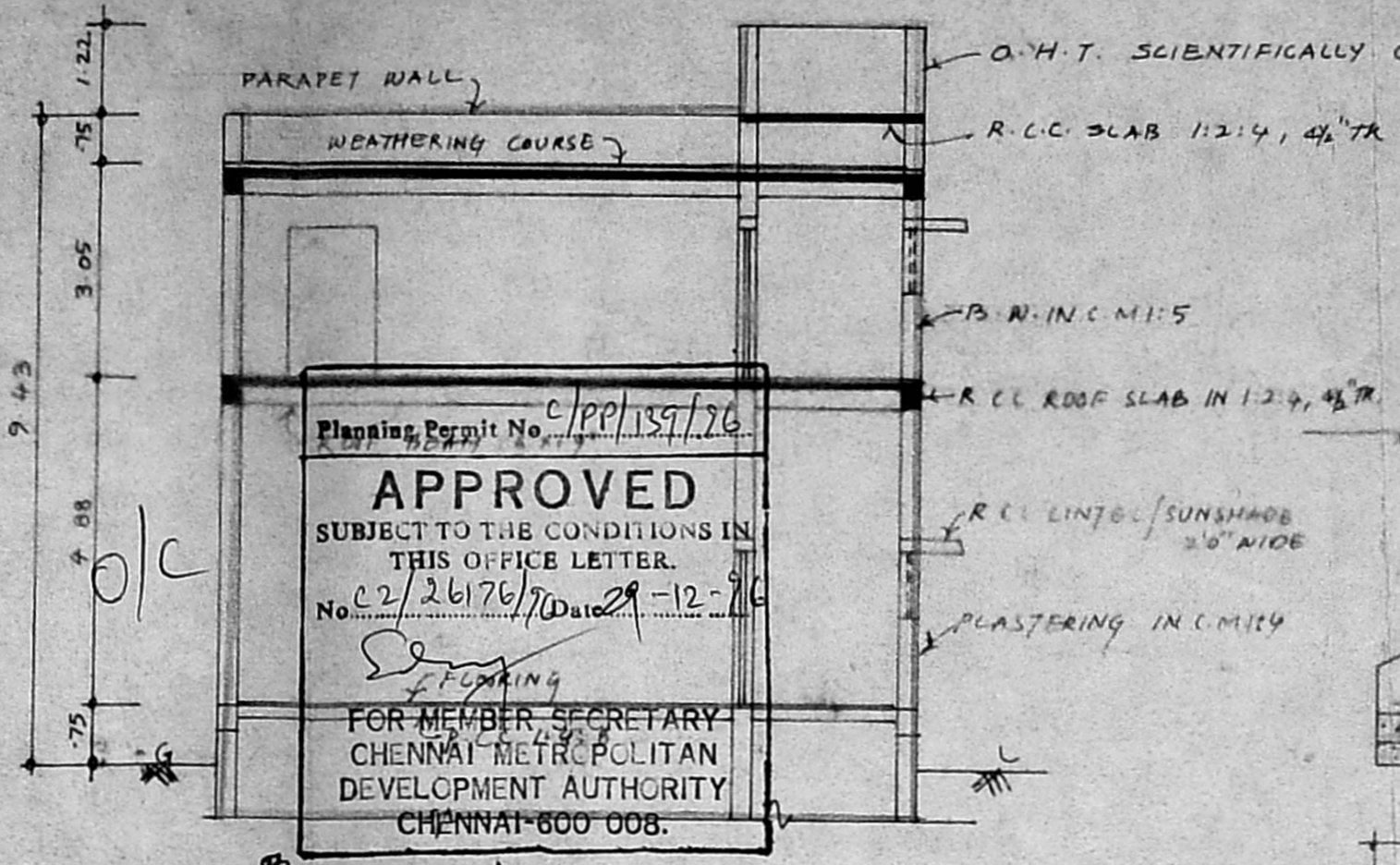
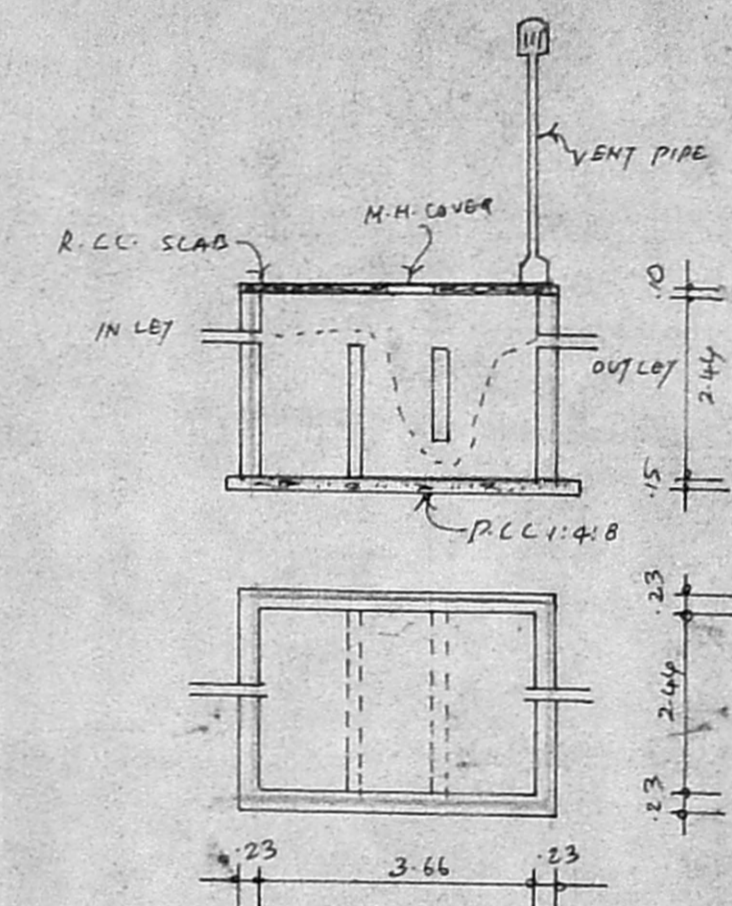


ELEVATION



PLAN SHOWING THE PROPOSED CONSTRUCTION AT PLOT NO B-5, BUS & TRUCK TERMINALS, IN S.N. 787 part & 788 part, AT MADAVARAM VILLAGE, CHENNAI M.G.R. DIST.

**N.O.C. ISSUED**  
VIDE FILE NO: M/4813/96  
DATED: 23-10-96  
LADS DN. 30/96  
NOC  
FOR CHIEF EXECUTIVE OFFICER  
M.M.D.A., MADRAS 600 008.



**JOINERIES**

RS ROLLING SHUTTER	3.66 x 3.05
RS1 - do -	2.24 x 3.05
C.G. COLLAPSIBLE GATE	2.13 x 2.24
D DOOR	1.20 x 2.13
D1 - do -	0.75 x 2.13
W WINDOW	1.83 x 1.52
V VENTILATOR	0.91 x 0.61

**SPECIFICATIONS**

COLUMN FOR R.C.C. 1:1.5:3 IN 23 x 46  
R.C.C. ROOF SLAB 112.4 IN. 10 THICK  
BRICK WORK IN C.M. 1:5  
I.M.C. CLOSETS ARE USED FOR THE TOILETS  
WOOD WORK WITH GOOD QUALITY TEAK WOOD.

SCALE: 1:50, 1:100, 1:200

**AREA DETAILS**

PLOT EXTENT	446.52 m <sup>2</sup>
GROUND FLOOR	253.92 m <sup>2</sup>
FIRST FLOOR	189.08 m <sup>2</sup>
PLOT COVERAGE	56.87%
F.S.I.	0.99

**COLOUR INDEX**

PROPOSED	▬▬▬▬▬▬
BOUNDARY	▬▬▬▬▬▬
ROAD	▬▬▬▬▬▬

OWNER SIGNATURE

G.S. KUMAR  
CONSULTING ENGINEER  
Licence No. 441336  
293, SOUTH BAY ROAD,  
T. NAGAR, MADRAS-600 016.  
LICENCED SURVEYOR

